



SCAFFALE CON PIANI IN MDF  
SHELVING WITH MDF TOPS




COMPONENTE 2/2  
COMPONENT 2/2

8 022388 005691



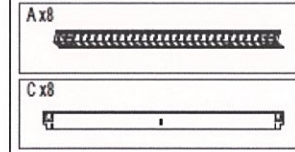
ALTRE SOLUZIONI DI MONTAGGIO  
ASSEMBLY SOLUTIONS



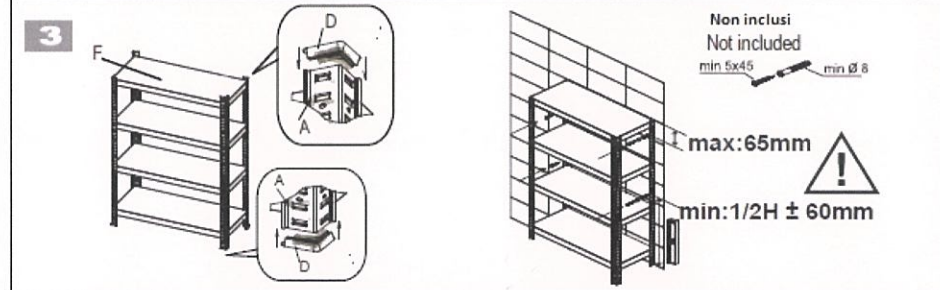
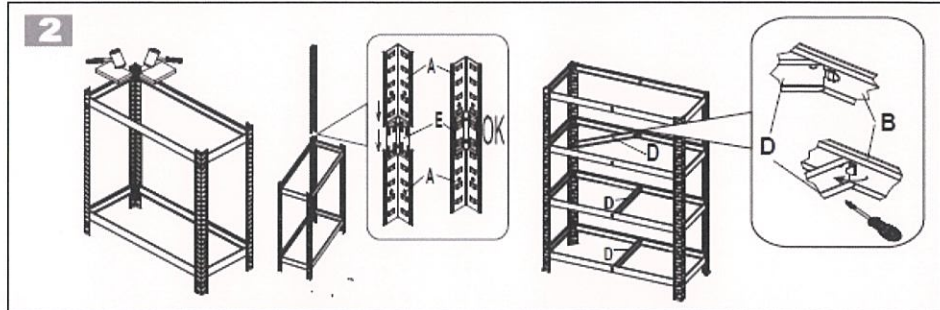
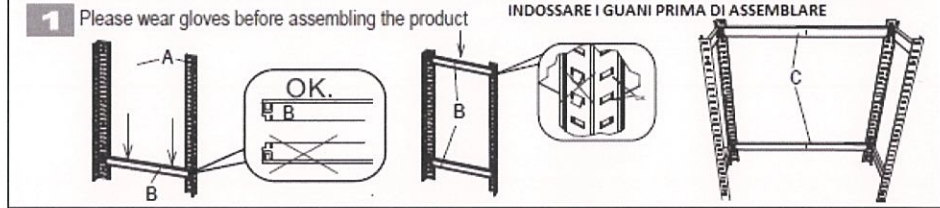
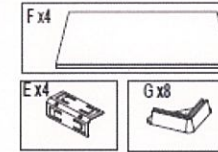
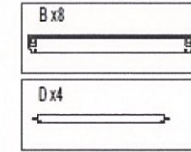
\*uniformemente distribuito - Carico totale 700 Kg.  
\*evenly distributed - Total capacity 700 Kg.



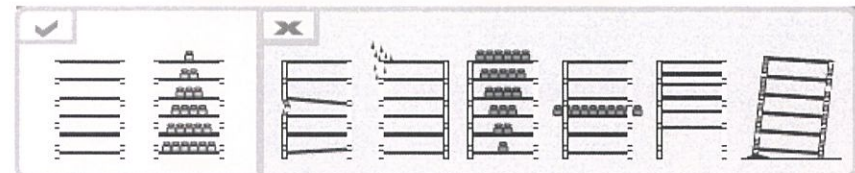
Spare parts & tools



componenti



WARNING ATTENZIONE

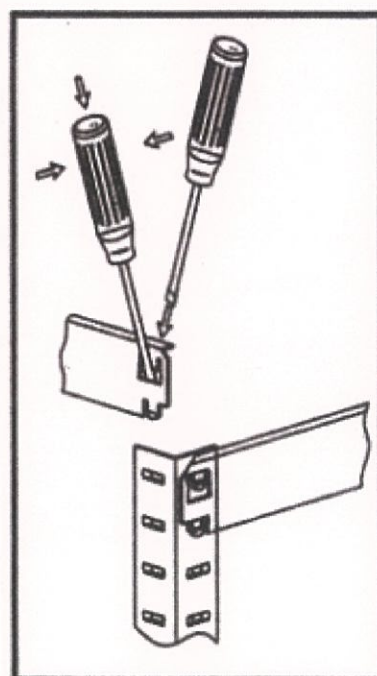
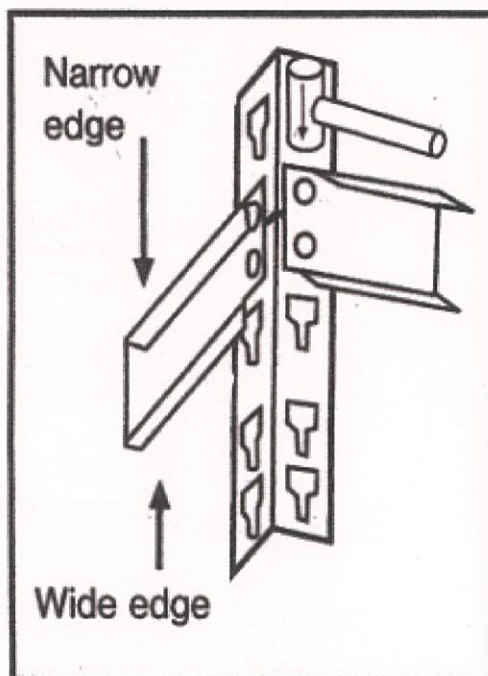
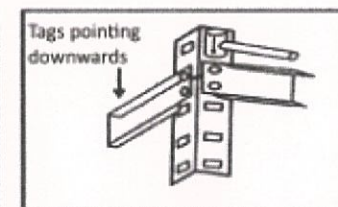
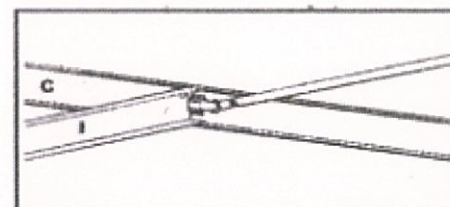
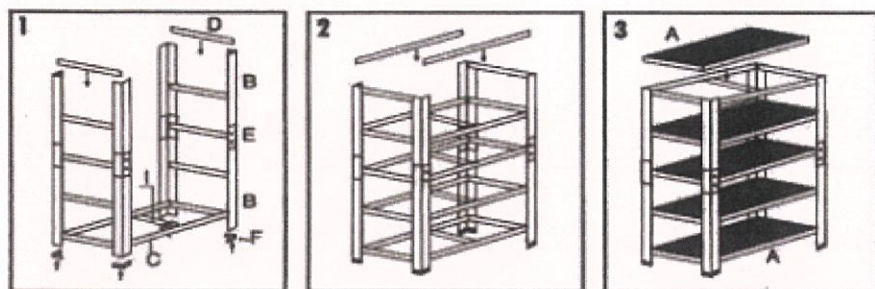


Distributed by

**GRIMA**

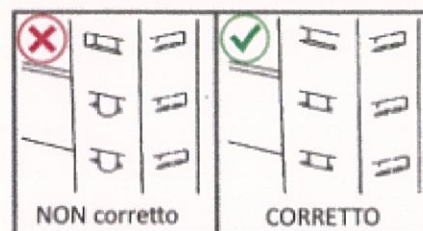
Made in PRC

Via Matteotti, 28 - 21050 Cairate (VA) ITALY  
www.grimaitalia.com  
info@grimaitalia.it



A		4x	E		4x
B		8x	F		8x
C		8x	I		4x
D		8x	G		Tools are not included in package
			H		Tools are not included in package

Durante l'assemblaggio, assicurarsi che le linguette dei ripiano siano completamente inserite nei fori dei montanti. When assembling, ensure the tags of shelves are fully inserted and into the uprights and that, the tags are inside the uprights.



Piegare le linguette dei traversi di supporto interni. Utilizzare un cacciavite piatto per piegare le linguette e fissarle in posizione. Una volta assemblato, lo scaffale deve essere posizionato su un pavimento orizzontale e liscio. Bend the inner support cross members tags are bent around to secure them in place using a flat screwdriver. Once assembled the shelf must be placed on a horizontal, smooth floor.